



Muslim Hands

An Interactive Guide to

HAJJ AND 'UMRAH



An Interactive Guide to

HAJJ AND 'UMRAH

CONTENTS

- 03 The First Call to Hajj
- 04 The Hajj: Respond to the Call
- 05 The Different Types of Hajj
- 06 The Ka'bah in the Beloved Makkah
- 07 The Qiblah
- 08 Makkah: The Mother of Cities
- 09 The Miqats: The Boundaries
- 10 Ihram: The Sacred State
- 11 The Rules of Ihram
- 12 Divine Guidance on Ihram
- 13 Du'a for Entering the Masjid
- 14 A Beautiful Du'a upon Seeing the Ka'bah
- 15 'Umrah at a Glance
- 16 Tawaf: Commencing from the Black Stone
- 17 Tawaf: Circumambulating the Ka'bah
- 18 Completing the Tawaf
- 19 Maqam Ibrahim ﷺ
- 20 Praying Near Maqam Ibrahim ﷺ
- 21 The Well of Zamzam
- 22 The Sa'ee
- 23 Starting the Sa'ee
- 24 Completing the Sa'ee
- 25 Hajj Begins: Heading to Mina
- 26 Mina: The Tent City
- 27 The Day of 'Arafah
- 28 'Arafah: The Mount of Mercy
- 29 Hajj is 'Arafah
- 30 Muzdalifah: Overnight Stay in the Open
- 31 Masjid al-Mash'ar: The Sacred Monument
- 32 Approaching Makkah
- 33 The First Stoning of the Large Pillar
- 34 Dabh: The Sacrifice
- 35 Halq & Qasr: Trimming and Shaving
- 36 Tawaf az-Ziyarah: Back to the Ka'bah
- 37 The Days of Tashriq
- 38 Days of Tashriq: Jamarat Stoning
- 39 Hajj Conclusion: Final Reflections
- 40 Al-Madinah: The City of the Prophet ﷺ
- 41 Visiting the Prophet ﷺ
- 42 Love and Respect for the Prophet ﷺ
- 43 The Best 10 Days

'And proclaim [O Ibrahim عليه السلام] to the people the Hajj; they will come to you on foot and on every lean camel; they will come from every distant pass'.

[The Noble Qur'an, 22:27]


DID YOU KNOW?

The vast majority of prophets عليه السلام also performed the Hajj, including Musa عليه السلام and Yunus عليه السلام [Ibn Majah] and Isa عليه السلام will also perform the Hajj after his second coming [Muslim].

**'And (remember) when Ibrahim عليه السلام raised the foundations of the House with Ismail عليه السلام, (both praying), "O our Lord! Accept (this) from us. Indeed, You are the All-Hearing, All-Knowing"'.
[The Noble Qur'an, 2:127]**

The original walls of the Ka'bah were shorter. It had two doors, no roof and it was more rectangular in shape.


Hajar عليه السلام and her son Ismail عليه السلام used to live by the northern side of the Ka'bah where the semi-circular wall is today.



THE FIRST CALL TO HAJJ

Over 4,000 years ago, Ibrahim عليه السلام was commanded to call people to Hajj and Allah mentioned to him, 'Call them and We will convey it'.

Allah caused Prophet Ibrahim's call to reach all regions of the Earth including those in their mothers' wombs and those in the world of the souls. The people whom Allah allowed to respond are the ones who perform the Hajj in this world! [Ibn Kathir]



To learn more about the history of the Ka'bah, watch this video from the Museum of Madinah



The Hajj


RESPOND TO THE CALL

'... Pilgrimage to the House is a duty owed to Allah by people who are able to undertake it. Those who reject this [should know that] Allah has no need of anyone'.

[The Noble Qur'an, 3:97]

The fifth pillar of Islam, Hajj, is a duty upon every Muslim who can make the journey. The significance of the pilgrimage is such that Allah mentions it in six separate verses of the Noble Qur'an, covering even the minutiae of the rules and exemptions surrounding it.

It is no wonder then, that many of us feel anxious about following the rites of Hajj correctly. It is an indicator of a believer's sincerity that they are so concerned with pleasing their Lord and having their pilgrimage accepted.



Click to watch a video taken of the Noble Ka'bah during Tawaf





The Different Types of Hajj

1. HAJJ QIRAN

2. HAJJ TAMATTU'

3. HAJJ IFRAD

1. HAJJ QIRAN *(The combined Hajj)*

The pilgrim will perform 'Umrah first, followed by the Hajj with one Ihram during the same journey and staying within the Haram boundaries.

2. HAJJ TAMATTU' *(The relaxed Hajj)*

The pilgrim will enter the state of Ihram with the intention of performing 'Umrah only in the season of Hajj (Shawwal, Dhul-Qa'dah and the first 10 days of Dhul-Hijjah). Once they have completed the 'Umrah they will exit out of the state of Ihram and will re-enter a new Ihram for Hajj on 8th Dhul-Hijjah.

This guide covers this type of Hajj, which is the most common.

3. HAJJ IFRAD *(The isolated Hajj)*

The pilgrim performs Hajj only during the days of Hajj. This is only performed by those who live within the Miqat boundaries and the Haram of Makkah.

This interactive guide to HAJJ AND 'UMRAH

will provide you with all you need to understand the Hajj rituals, fulfil them in the right way and gain maximum benefit from the experience, in sha Allah. You will also find **video links** giving you access to **in-depth information** throughout this PDF, including our **Prophetic Steps video series**, filmed on location. May Allah guide us and make us of those whose Hajj is accepted, amin.

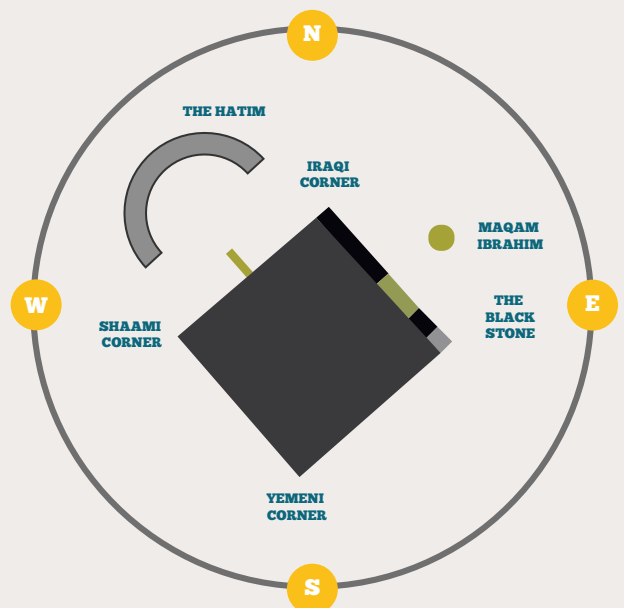
The Ka'bah

IN THE BELOVED MAKKAH



Allah refers to the Ka'bah as 'My House' (Baiti), 'The House' (al-Bait), 'The Sacred House' (al-Bait al-Haram/al-Muharram) and 'The Ancient House' (al-Bait al-'Atiq). It is the first masjid placed on planet Earth [Bukhari]. Its four corners point to the compass points.

It was originally more rectangular (see illustration on page 3). It was shortened by the Quraish, as they did not have enough halal income when they reconstructed it (when the Prophet ﷺ was approximately 25 years old). To still indicate the original foundations, they built a semi-circular wall (called the Hatim, Hajar Ismail or simply the Hajar) on the northern side, which is a part of the Ka'bah.

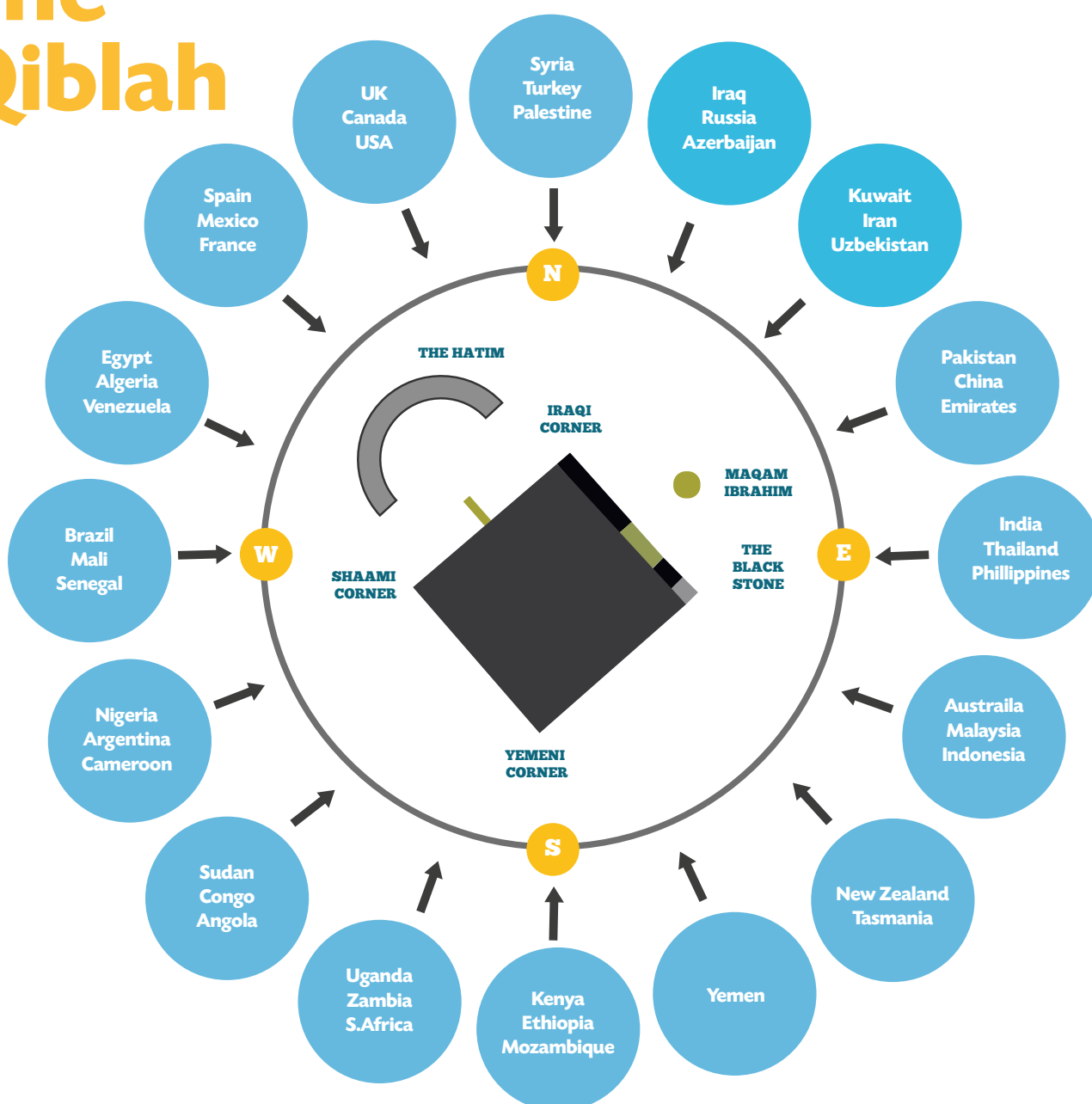


DID YOU KNOW?

'The Prophet ﷺ used to pray, while he was in Makkah, towards Bait al-Maqdis (**Masjid Al-Aqsa**), putting the Ka'bah in front of him. He stayed [praying towards Bait al-Maqdis] after his migration for 16 months, then he was turned [by Allah] towards the Ka'bah'. [Ahmad]

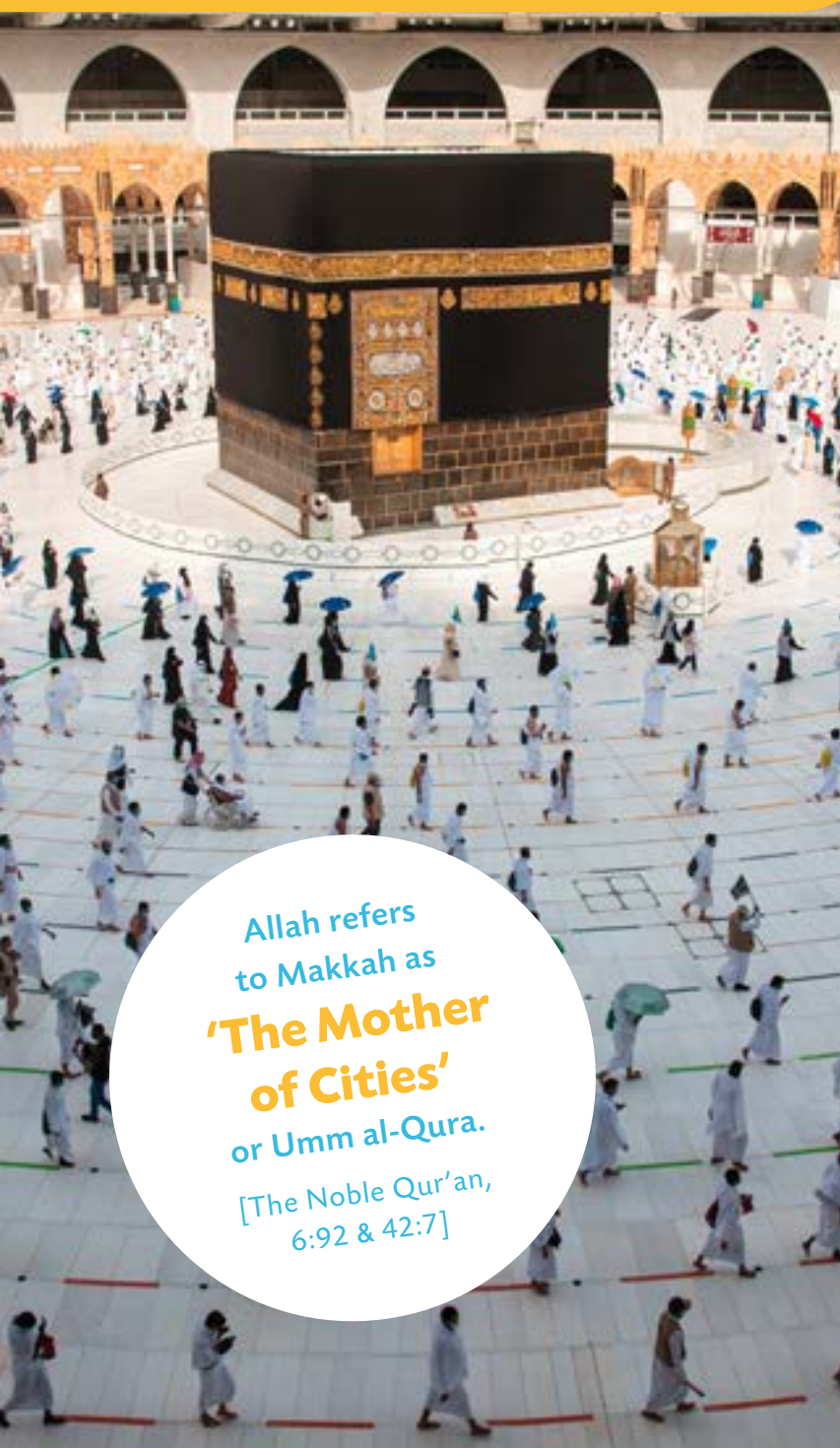


The Qiblah



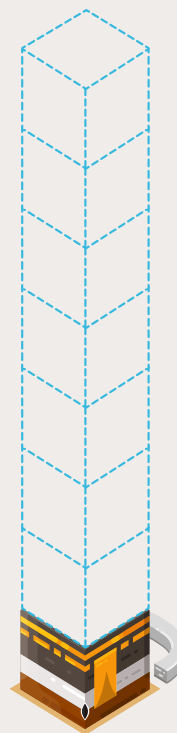
**‘Indeed, the first
House (of worship) placed
for humanity is the one
surely at (the valley of)
Bakkah – a blessed sanctuary
and a guide for all people’.**

[The Noble Qur’an, 3:96]



Allah refers
to Makkah as
**‘The Mother
of Cities’**
or Umm al-Qura.
[The Noble Qur’an,
6:92 & 42:7]

DID YOU KNOW?




The **Ka’bah** is not just the horizontal space it **occupies**, but also the vertical **space directly above it!** Each of the **seven layers of skies** has a Ka’bah directly above the one on Earth. The one on the seventh layer is called ‘The Frequented House’ (al-Bait al-Ma’mur) [see the Noble Qur’an, 2:125] and the one of the lowest sky is called ‘The House of Might’ (Bait al-Izzah) [Ibn Kathir].

On the authority of Ibn Abbas رضي الله عنه who said,
‘The Messenger of Allah ﷺ said to
Makkah [upon leaving it on the Hijrah]:


**“How sweet of a land you are,
and how beloved you are to me!
If it were not that my people
expelled me from you, I would not
have lived in other than you”.**

[Tirmidhi]



Watch this video to find out more
about Makkah al-Mukarramah

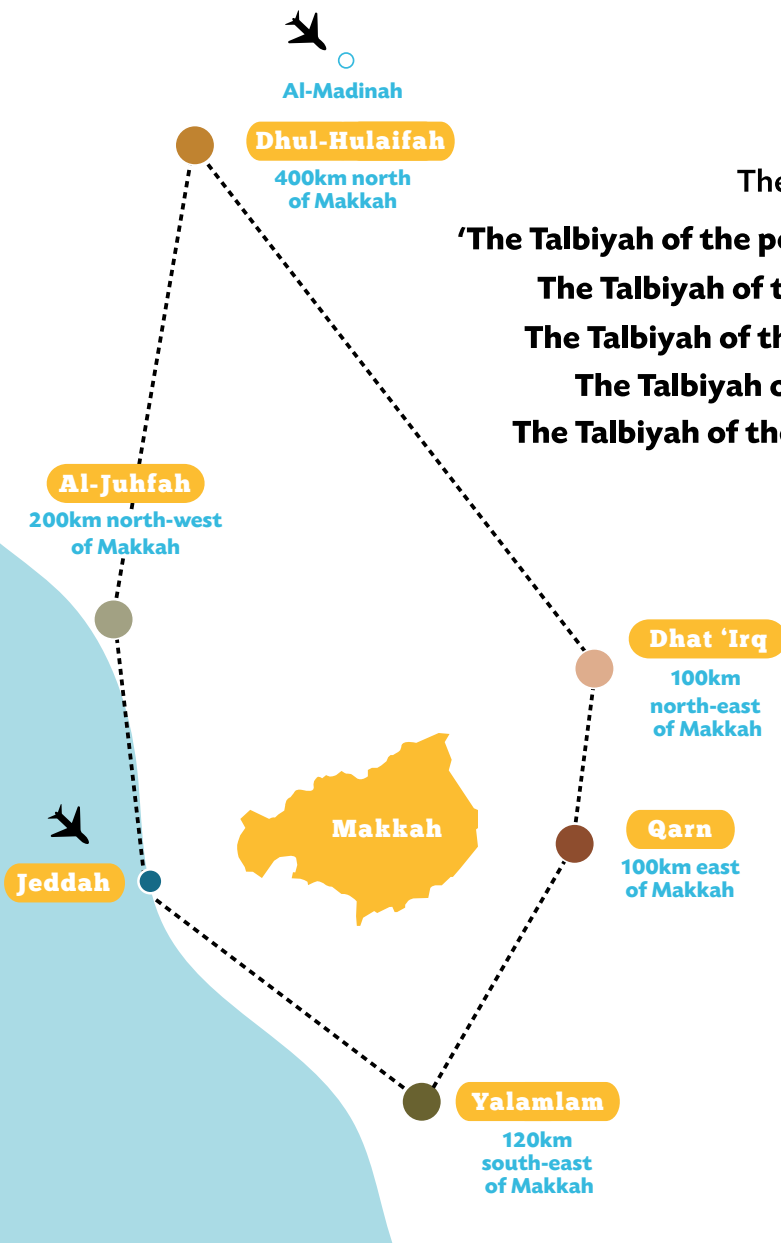




Every pilgrim must enter the state of sanctity known as Ihram, before beginning their 'Umrah or Hajj. You will either be flying to Madinah or Jeddah. If you are flying to Jeddah you will need to go into Ihram before you land – an announcement will be made on the plane around an hour before landing. These boundary markers where Ihram begins are known as Miqats.

The Miqats

THE BOUNDARIES



The Messenger of Allah ﷺ said,

'The Talbiyah of the people of al-Madinah begins at **Dhul-Hulaifah**.

The Talbiyah of the people of Shaam begins at **al-Juhfah**.

The Talbiyah of the people of Yemen begins at **Yalamlam**.

The Talbiyah of the people of Najd begins at **Qarn**.

The Talbiyah of the people of the east begins at **Dhat 'Irq**.'

[Ibn Majah]

« مُهَلُّ أَهْلِ الْمَدِينَةِ مِنْ ذِي الْحُلَيْفَةِ

وَمُهَلُّ أَهْلِ الشَّامِ مِنَ الْجُحْفَةِ

وَمُهَلُّ أَهْلِ الْيَمَنِ مِنْ يَلَمْلَمَ


وَمُهَلُّ أَهْلِ نَجْدٍ مِنْ قَرْنٍ

« وَمُهَلُّ أَهْلِ الْمَشْرِقِ مِنْ ذَاتِ عِرْقٍ »

[رَوَاهُ ابْنُ مَاجَةَ]

Ihram

THE SACRED STATE



If you forget to enter into Ihram at the Miqat, you must either exit Makkah and re-enter it, or sacrifice a sheep as a penalty.

HOW TO ENTER IHRAM

1. Perform **ghusl**, **trim any hair** on the body and face, **trim your nails** and put on the **garments of Ihram**.
2. Pray **two nafil rak'ahs**. It is recommended to **recite Surah al-Kafirun [109]** in the first rak'ah and **Surah al-Ikhlās [112]** in the second rak'ah (after Surah al-Fatihah).
3. Then **make your intention** to perform Hajj Tamattu' and 'Umrah by saying:

اَللّٰهُمَّ اِنِّيْ اُرِيْدُ الْعُمْرَةَ فَيَسِّرْهَا لِيْ وَتَقَبَّلْهَا مِنِّيْ

Allahumma inni uridu-l-'Umrata fayassirha li wa taqabbalha minni.

'O Allah! Indeed, I intend the 'Umrah so make it easy for me and accept it from me'.

Then **start reciting the Talbiyah** – males will recite it out loud, females will recite it quietly:

لَبَّيْكَ اَللّٰهُمَّ لَبَّيْكَ لَبَّيْكَ لَا شَرِيْكَ لَكَ لَبَّيْكَ
اِنَّ الْحَمْدَ وَالتَّعْمَةَ لَكَ وَالْمُلْكَ لَا شَرِيْكَ لَكَ

LabbayK-Allahumma LabbayK. LabbayKa la sharika laKa LabbayK.

Innal-hamda, wan-ni'matah laKa wal-mulk, la sharika laK.

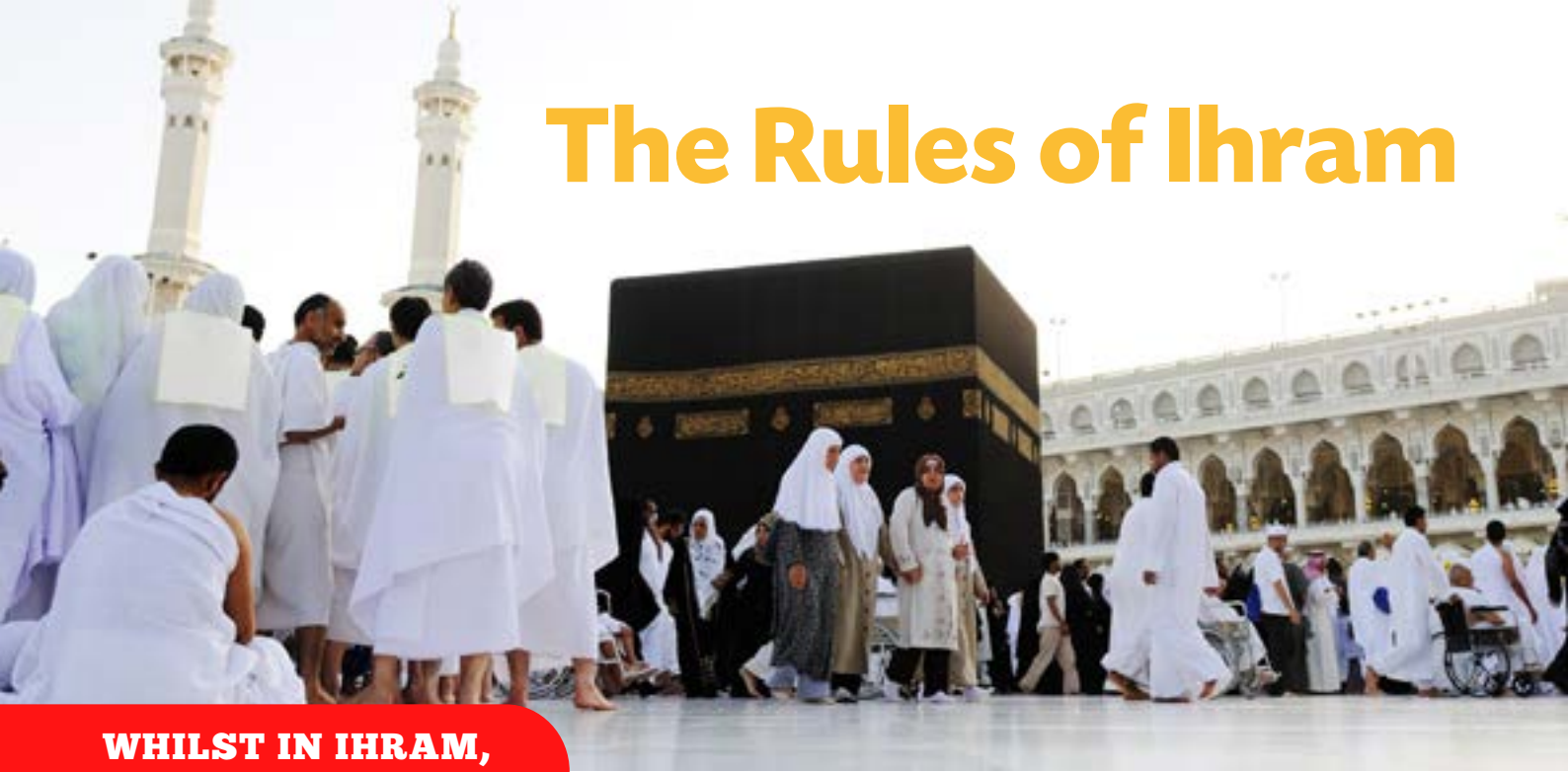
'Here I am at Your service O Allah! Here I am at Your service.

Here I am at Your service, You have absolutely no partner, here I am at Your service.

Indeed, all praise, blessings and dominion belong to You. You have absolutely no partner!'

[Bukhari]

The Rules of Ihram



WHILST IN IHRAM, YOU SHOULD NOT:



Fight or quarrel
with others.



Use perfume. This
includes scented
soaps, shampoos,
wipes, lotions etc.



Curse, talk
sinfully or use
any bad language.



Engage in
any sexual
activity.



Kill, hunt or
help others hunt
any animals.



Cut, pluck or remove
any hair or nails (but broken
nails can be removed).



Males are not allowed to
cover their heads (but they
can use umbrellas).



Females will not cover
their faces directly.



'The Hajj is in appointed months. Whoever commits to (performing) the Hajj, let them stay away from intimate relations, foul language and arguments during Hajj. Whatever good you do, Allah knows of it. Take (necessary) provisions (for the journey), for indeed the best provision is righteousness. And be mindful of Me, O people of reason!'

[The Noble Qur'an, 2:197]

Divine Guidance on Ihram

DID YOU KNOW?

On the authority of Qatadah رضي الله عنه who said, 'I said to Anas bin Malik رضي الله عنه, "How many times did the Prophet ﷺ perform Hajj?" He said,

"He performed one Hajj and he performed four 'Umrahs:

- [1] an 'Umrah during Dhul-Qa'dah;**
- [2] the 'Umrah of al-Hudaibiyah;**
- [3] an 'Umrah with his Hajj and**
- [4] an 'Umrah from al-Ji'rranah when he divided up the Hunain spoils of war".**

[Tirmidhi]



Watch to learn more about the 'Umrah of the Prophet ﷺ



DU'A FOR ENTERING THE MASJID

بِسْمِ اللَّهِ وَالصَّلَاةِ وَالسَّلَامِ عَلَى رَسُولِ اللَّهِ
رَبِّ اغْفِرْ لِي ذُنُوبِي وَافْتَحْ لِي أَبْوَابَ رَحْمَتِكَ

*Bismillah was-salatu was-salamu 'ala Rasulillah
Rabbi-ghfir li dhunubi waftah li abwaba rahmatik*

*'In the name of Allah, may blessings and peace be upon the Messenger of Allah.
O my Lord! Forgive me my sins and open for me the doors of Your mercy'.*

[Tirmidhi]



A BEAUTIFUL DU‘A UPON SEEING THE KA‘BAH

اَللّٰهُمَّ زِدْ هٰذَا الْبَيْتَ تَشْرِيفًا وَتَعْظِيْمًا وَتَكْرِيْمًا

وَمَهَابَةً وَزِدْ مَنْ شَرَّفَهُ وَكَرَّمَهُ مِمَّنْ

حَجَّهٖ اَوْ اعْتَمَرَهُ تَشْرِيفًا وَتَكْرِيْمًا وَتَعْظِيْمًا وَبِرًّا

*Allahumma zid hadha-l-Baita tashrifan wa ta'dhiman wa takriman
wa mahabatan, wa zid man sharrafahu wa karramahu mimman
hajjahu awi-'tamarahu tashrifan wa takriman wa ta'dhiman wa birra.*

*'O Allah, increase this House in honour, esteem, respect
and reverence. And increase those who honour and respect it, of those
who perform Hajj or 'Umrah, in honour, respect, esteem and piety'.*



THE STEPS OF 'UMRAH

1. Enter the state of Ihram and proceed to al-Masjid al-Haram.
2. **Istilam:** Turn your face to the Black Stone (al-Hajar al-Aswad) and raise both your hands like you would do at the start of prayer and say:

بِسْمِ اللَّهِ
وَاللَّهُ أَكْبَرُ

**Bismillahi
wa-Allahu Akbar.**

**'In the name of Allah
and Allah is the Greatest'.**

3. Then **perform the Tawaf** of the Ka'bah **seven times**, doing Istilam every time you pass the Black Stone.
4. Then pray two nafl rak'ahs behind the **Maqam Ibrahim** المقام الإبراهيمي or anywhere in al-Masjid al-Haram.
5. Then proceed to drink **Zamzam** water facing the Ka'bah and do **one final Istilam** (your 9th one) facing the Black Stone.
6. Head towards Mount Safa and make your intention for **Sa'ee**. Complete seven circuits between Mount Safa and Mount Marwah. You will end at Mount Marwah. Then pray two nafl rak'ahs.
7. Males will either **trim or shave the hair** on their head and females will trim their hair by a fingertip. The **'Umrah is now complete** and you can go back to your hotel where you can have a shower and change out of your Ihram clothes.

'Umrah

AT A GLANCE





Tawaf

COMMENCING FROM THE BLACK STONE

BEFORE YOU BEGIN TAWAF

You must have wudu (menstruating females cannot perform Tawaf). Males should wear their Ihrams so that their right shoulder is bare. This is known as Iddiba'a. Males will walk briskly in their first three circuits only. This is known as Ramal.

DID YOU KNOW?

The Messenger of Allah ﷺ said, 'Indeed, Allah has **120 mercies every day and night**, which descend upon this House; **60 for those performing Tawaf**, 40 for those performing Salah and 20 for those merely looking [at the Ka'bah]'. [Baihaqi]

The Messenger of Allah ﷺ said,
'The Black Stone descended from Paradise, and it was whiter than milk, then it was blackened by the sins of the children of Adam'.

[Tirmidhi]



1.

Recite this du'a for your **intention** before performing the Tawaf:

اَللّٰهُمَّ اِنِّىْ اُرِيْدُ طَوَافَ بَيْتِكَ الْحَرَامِ

فَيَسِّرْهُ لِيْ وَتَقَبَّلْهُ مِنِّيْ

سَبْعَةَ اَشْوَاطٍ لِلّٰهِ تَعَالٰى

*Allahumma inni uridu Tawafa BaitiKal-Haram
fayassirhu li wa taqabbalhu minni
sab'ata ashwatin lillah ta'ala.*

*'O Allah! Indeed, I intend the Tawaf of Your Sacred House
so make it easy for me and accept it from me
as seven circuits for Allah, Exalted be He'.*

2.

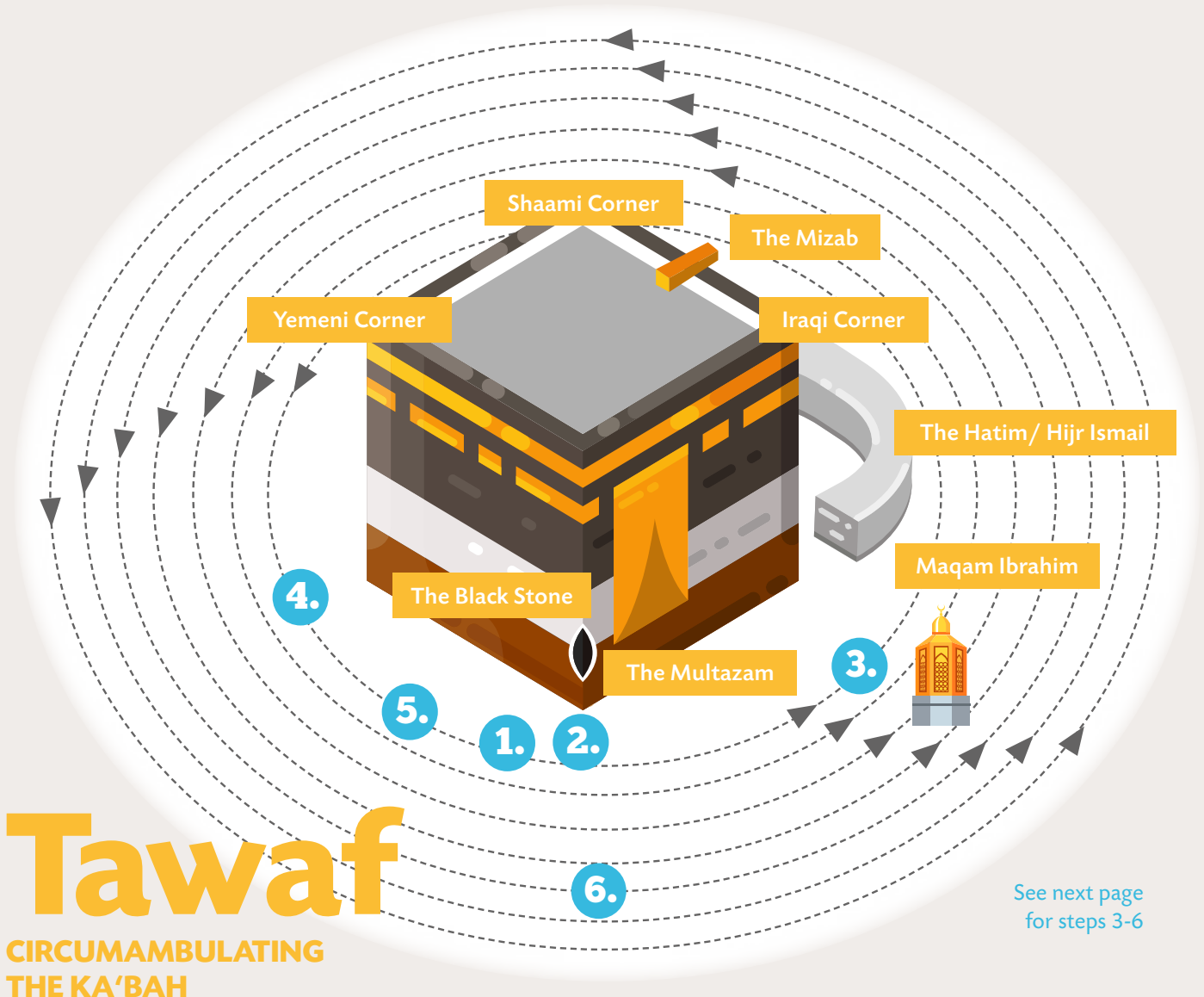
Istilam: Turn your face to the **Black Stone** and either **kiss** or **touch it** if you can get close enough. If it is too busy, raise both your hands like you would do at the start of prayer and say:

بِسْمِ اللّٰهِ

وَاللّٰهُ اَكْبَرُ

*Bismillahi
wa-Allahu Akbar.*

*'In the name of Allah
and Allah is the Greatest'.*

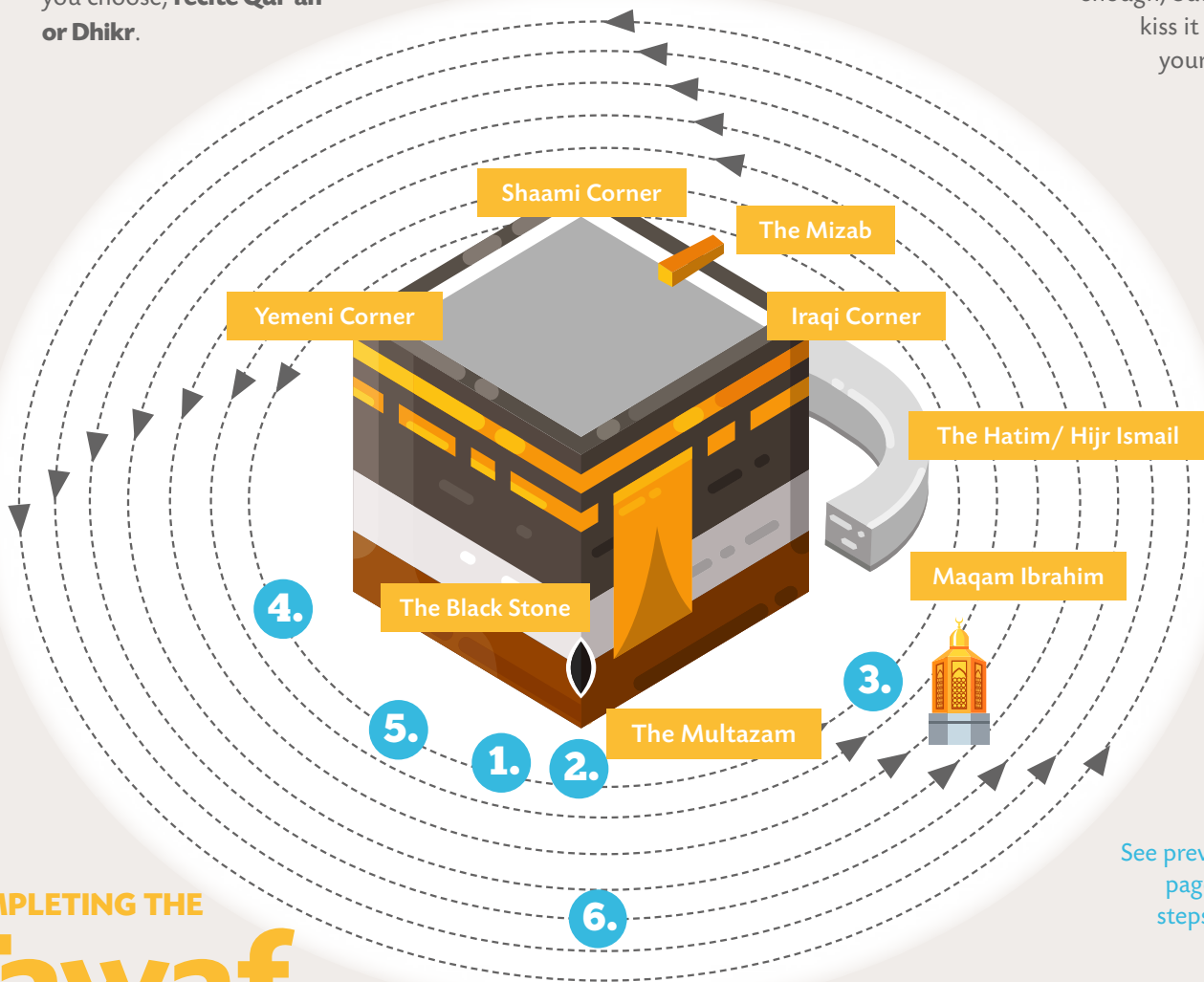


3.

Move from the Black Stone **in an anti-clockwise motion**. Do not turn your body to face the Ka'bah or touch any part of it. **Whilst in Tawaf** you may make any **du'a** you choose, **recite Qur'an** or **Dhikr**.

4.

Once at the **Yemeni corner**, you can touch it if you are close enough, but don't kiss it or kiss your hand.



See previous page for steps 1-2

COMPLETING THE Tawaf

5.

Recite this du'a between the Yemeni corner and the Black Stone:

... رَبَّنَا آتِنَا فِي الدُّنْيَا حَسَنَةً

وَفِي الْآخِرَةِ حَسَنَةً

وَقِنَا عَذَابَ النَّارِ ﴿٢٠١﴾

*Rabbana atina fi-d-dunya hasanataw
wa fil-akhirati hasanataw
wa qina 'adhaba-n-nar.*

*'O Our Lord! Grant us good in this world
and good in the Hereafter
and protect us from the punishment of the Fire!'*

[The Noble Qur'an, 2:201]

6.

Your first tawaf ends where you began, at the Black Stone. You do Istilam again at the Black Stone and then proceed to the **second tawaf** and repeat the same steps until you have completed seven tawafs.

DID YOU KNOW?

On the authority of Ibn 'Umar رضي الله عنه who said,

'I have not seen the Messenger of Allah (saw) touching anything of the House (the Ka'bah) except the two Yemeni corners (the Yemeni corner and the Black Stone).'

[Abu Dawud]

'And (remember) when We made the House (the Ka'bah)
a refuge and a sanctuary for people (commanding), "Take the
standing-place (Maqam) of Ibrahim [عليه السلام] as a place of prayer,"
and We enjoined Ibrahim [عليه السلام] and Ismail [عليه السلام]
"Purify My House for those who circle it, who abide there
in devotion, and who bow and prostrate themselves (in prayer)'".

[The Noble Qur'an, 2:125]

Maqam Ibrahim عليه السلام

DID YOU KNOW?

The footprints of
Ibrahim عليه السلام are preserved on
the stone of the Maqam of
Ibrahim عليه السلام. He stood on
this whilst he was building
the walls of the Ka'bah.
[Bukhari]

PRAYING NEAR

Maqam Ibrahim عليه السلام



After completing Tawaf, you should pray two rak'ahs either behind the Maqam Ibrahim عليه السلام or – if it is too busy – then anywhere in al-Masjid al-Haram.

RECITE THIS DU'A...

...as you are approaching the Maqam Ibrahim عليه السلام :

... وَأَتَّخِذُوا مِنْ مَّقَامِ

إِبْرَاهِيمَ مُصَلًّى ...

**Wa-ttakhidu min Maqam
Ibrahima musalla**

**'And take the standing-place (Maqam)
of Ibrahim [as] as a place of prayer'.**

[The Noble Qur'an, 2:125]

It is recommended to recite Surah al-Kafirun [109] in the first rak'ah and Surah al-Ikhlâs [112] in the second rak'ah.

The Prophet ﷺ said,

'May Allah have mercy upon the mother of Ismail عليه السلام. If she had not hastened to take water, the Zamzam well would have become a flowing spring'.

[Bukhari]



Click to watch our Zamzam video



THE WELL OF Zamzam

Now drink plenty of Zamzam water whilst standing and facing the Ka'bah and recite:

اَللّٰهُمَّ اِنِّيْ اَسْأَلُكَ

عِلْمًا نَافِعًا وَرِزْقًا وَاسِعًا

وَشِفَاءً مِنْ كُلِّ دَاءٍ

**Allahumma inni as'aluKa
'ilman nafi'aw-wa rizqaw-wasi'aw
wa shifa'am min kulli da'in.**

**'O Allah! Indeed, I ask You for
beneficial knowledge, plentiful sustenance
and cure from every illness'.**

[Mustadrak]

Then do one final Istilam (your 9th one) facing the Black Stone.

DID YOU KNOW?

Zamzam means
'to gather together' and
'Stop! Stop!' as Hajar عليها السلام,
frantically gathered the water
she found in her hands,
for fear it would
seep away.

DID YOU KNOW?

Men jog (Harwalah) during the Sa'ee in honour of Hajar عليها السلام who ran during this part because she was at the base of the valley; unable to see her son Ismail عليه السلام while desperately looking for water.

The Sa'ee

BEFORE SA'EE

It is recommended to have wudu, but it is not compulsory. If you break your wudu during the Sa'ee then you can still continue.

1.

Recite this du'a for your **intention** before performing the Sa'ee:

اَللّٰهُمَّ اِنِّىْ اُرِيْدُ السَّعْيَ بَيْنَ الصَّفَا وَالْمَرْوَةِ

فَيَسِّرْهُ لِيْ وَتَقَبَّلْهُ مِنِّىْ

سَبْعَةَ اَشْوَاطٍ لِلّٰهِ تَعَالٰى عَزَّ وَجَلَّ

*Allahumma inni uridu-s-Sa'ya baina-s-Safa wal-Marwati
fayassirhu li wa taqabbalhu minni
sab'ata ashwatin lillah ta'ala 'azza wa jall.*

*'O Allah! Indeed, I intend the Sa'ee between Safa and Marwah
so make it easy for me and accept it from me
as seven circuits for Allah, Exalted, Might and Majestic be He'.*

2.

Begin Sa'ee at Mount Safa. As you approach Mount Safa recite:

﴿إِنَّ الصَّفَا وَالْمَرْوَةَ مِنْ شَعَائِرِ اللَّهِ...﴾

أَبْدَأُ بِمَا بَدَأَ اللَّهُ بِهِ

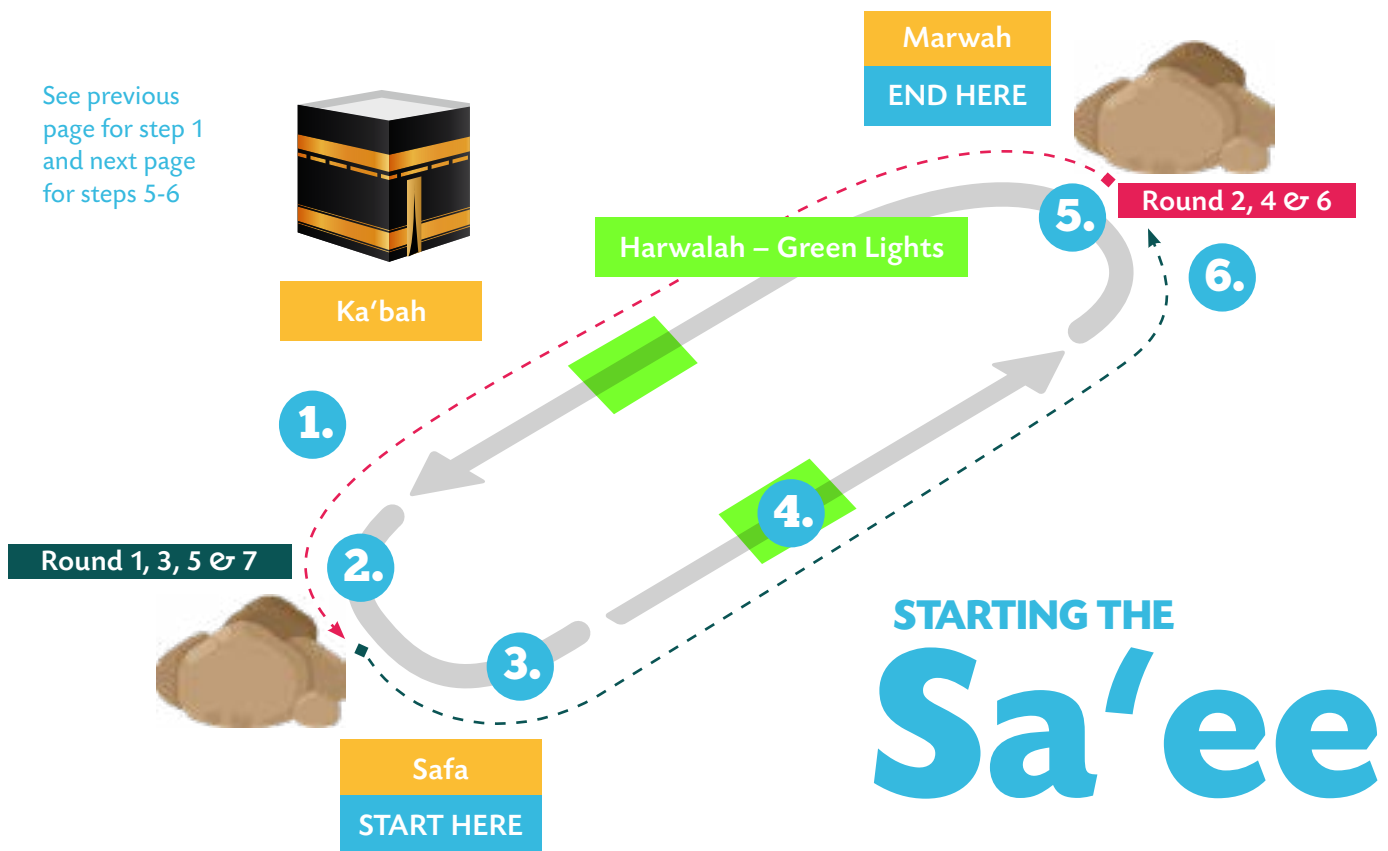
Innas-Safa wal-Marwata min sha'a'iri-llah.

Abda'u bima bada'-Allahu bih.

'Indeed, Safa and Marwah are from the symbols of Allah [The Noble Qur'an, 2:158],

I begin with what Allah began with'. [Muslim]

See previous page for step 1 and next page for steps 5-6



3.

Make **seven rounds between the mounts of Safa and Marwah**. Walking from Safa to Marwah is counted as one round and Marwah to Safa as another round.

4.

Men must jog (Harwalah) part of the way, whilst women will walk. This area is clearly marked by green tube lights.



Click to watch our explainer video about the Sa'ee



5.

At the top of each mount face the Ka'bah and **recite this du'a** three times:

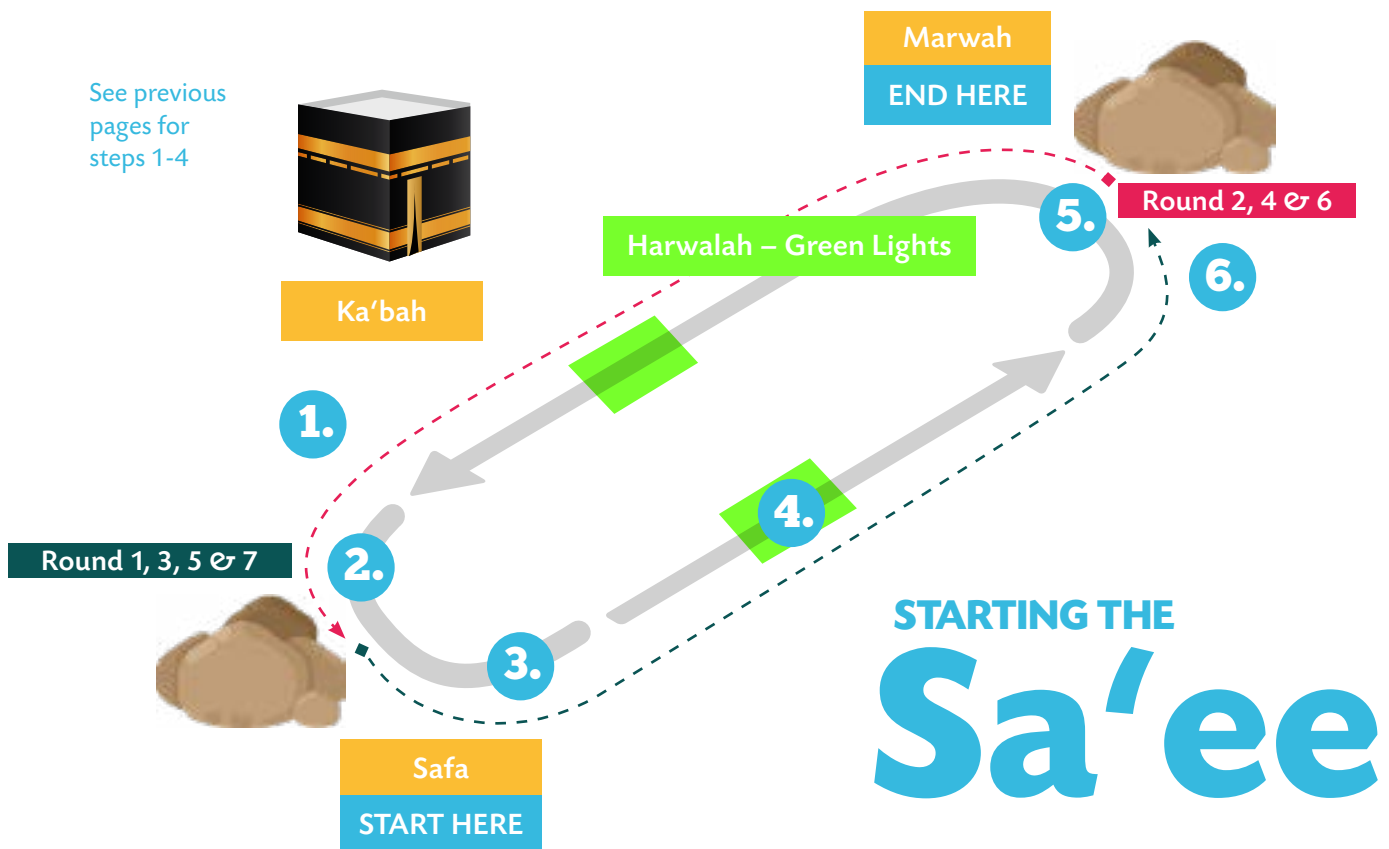
لَا إِلَهَ إِلَّا اللَّهُ. اللَّهُ أَكْبَرُ. لَا إِلَهَ إِلَّا اللَّهُ وَحْدَهُ لَا شَرِيكَ لَهُ
لَهُ الْمُلْكُ وَلَهُ الْحَمْدُ وَهُوَ عَلَى كُلِّ شَيْءٍ قَدِيرٌ
لَا إِلَهَ إِلَّا اللَّهُ وَحْدَهُ أَنْجَزَ وَعْدَهُ
وَنَصَرَ عَبْدَهُ وَهَزَمَ الْأَحْزَابَ وَحْدَهُ

*La ilaha ill-Allah, Allahu Akbar. La ilaha ill-Allah wahdaHu la shariika laH,
laHu-l-mulku wa laHu-l-hamd wa Huwa 'alakulli shay'in Qadir.
La ilaha ill-Allahu wahdaH, anjaza wa'daH,
wa nasara 'abdaH, wa hazama-l-ahzaba wahdaH.*

*'There is no god except Allah, Allah is the Greatest. None has the right to be worshipped but Allah Alone, Who has no partner,
His is the dominion and His is the praise, and He is Able to do all things.
None has the right to be worshipped but Allah Alone, He fulfilled His Promise,
He aided His slave [ﷺ], and He Alone defeated the Confederates'.*

[Muslim]

See previous
pages for
steps 1-4



6.

You will end at Marwah and then **pray two nafl rak'ahs**. Males will then either **trim or shave the hair** on their head and females will trim their hair by a fingertip. The **'Umrah is now complete** and you can go back to your hotel where you can have a shower and change out of your Ihram clothes.

ON 8TH DHUL-HIJJAH (Yawm at-Tarwiyah)

Before travelling to Mina from Makkah, pray two nafl rak'ahs. It is recommended to recite Surah al-Kafirun [109] in the first rak'ah and Surah al-Ikhlâs [112] in the second rak'ah. Then resume your Ihram again at your hotel and make the intention for Hajj Tamattu',

اللَّهُمَّ إِنِّي أُرِيدُ الْحَجَّ
فَيَسِّرْهُ لِي وَتَقَبَّلْهُ مِنِّي

*Allahumma inni uridu-l-Hajja
fayassirhu li wa taqabbalhu minni.*

*'O Allah! Indeed, I intend the Hajj
so make it easy for me and accept it from me'.*

It is recommended to leave Makkah after the Fajr prayer. Then proceed to Mina before Dhuhr and stay there until after Fajr on 9th Dhul-Hijjah. While in Mina, you will **shorten your Dhuhr, 'Asr and 'Isha prayers** into two rak'ahs, but **don't combine any of the prayers**. Throughout the day, you must also **recite the Talbiyah**.

HEADING TO MINA

Hajj Begins

Mina

THE TENT CITY


**'That they may witness
benefits for themselves
and that they mention
the name of Allah
on known days*
over what He has
provided for them of
(sacrificial) animals.
So, eat of them and feed
the unfortunate poor'.**

[The Noble Qur'an, 22:28]

*Ibn Abbas رضي الله عنه stated, 'The known days
are the ten days (of Dhul-Hijjah)'.

DID YOU KNOW?

Did you know? **Mina** has an original meaning of **being tested** and for a **liquid to flow**. It is believed to be the location where Ibrahim عليه السلام was willing to sacrifice his son Ismail عليه السلام at the site where Masjid al-Khaif is located today:



**Click to learn more about
Masjid al-Khaif**





The Day of 'Arafah

ON THE DAY OF 'ARAFAH

1. You will perform the **Fajr prayer in Mina** and then you will proceed to the plains of **'Arafat**, which are approximately 10km away, **after sunrise**.
2. When you arrive at your tent in 'Arafat you can make your way to **Masjid Namirah** where the Imam of Hajj will deliver his sermon and lead the Dhuhr and 'Asr prayers. Alternatively you can pray those prayers in your tent, preferably in congregation.
3. It is highly recommended to **now stand (Wuquf) outside your tent facing the Qiblah** with your hands raised in du'a until sunset. Many pilgrims will make their way to the **Mount of Mercy (Jabal ar-Rahmah)** where the Prophet ﷺ delivered part of his final sermon on Hajj.

DID YOU KNOW?

The Quraish, believing that they were the caretakers of Allah's House, would arrogantly not leave the boundaries of Makkah to join the other pilgrims and seek forgiveness at 'Arafat. However, the Prophet ﷺ did, following Allah's command: **'Then proceed where the others proceed [to 'Arafat] and seek Allah's forgiveness. Indeed, Allah is Most Forgiving, Most Merciful'**.

[The Noble Qu'ran, 2:199]



Click to learn more





'Arafat

THE MOUNT OF MERCY

Click to find out more about the Mount of Mercy, where it is believed Adam عليه السلام and his wife Hawwa عليها السلام were reunited on Earth



ON THE DAY OF 'ARAFAH

4.

Make as much **du'a and repentance** as you can. The Prophet ﷺ said, 'The best du'a is the du'a of the day of 'Arafah. And the best of what I and the prophets before me have said is:

لَا إِلَهَ إِلَّا اللَّهُ وَحْدَهُ لَا شَرِيكَ لَهُ
لَهُ الْمُلْكُ وَلَهُ الْحَمْدُ وَهُوَ عَلَى كُلِّ شَيْءٍ قَدِيرٌ

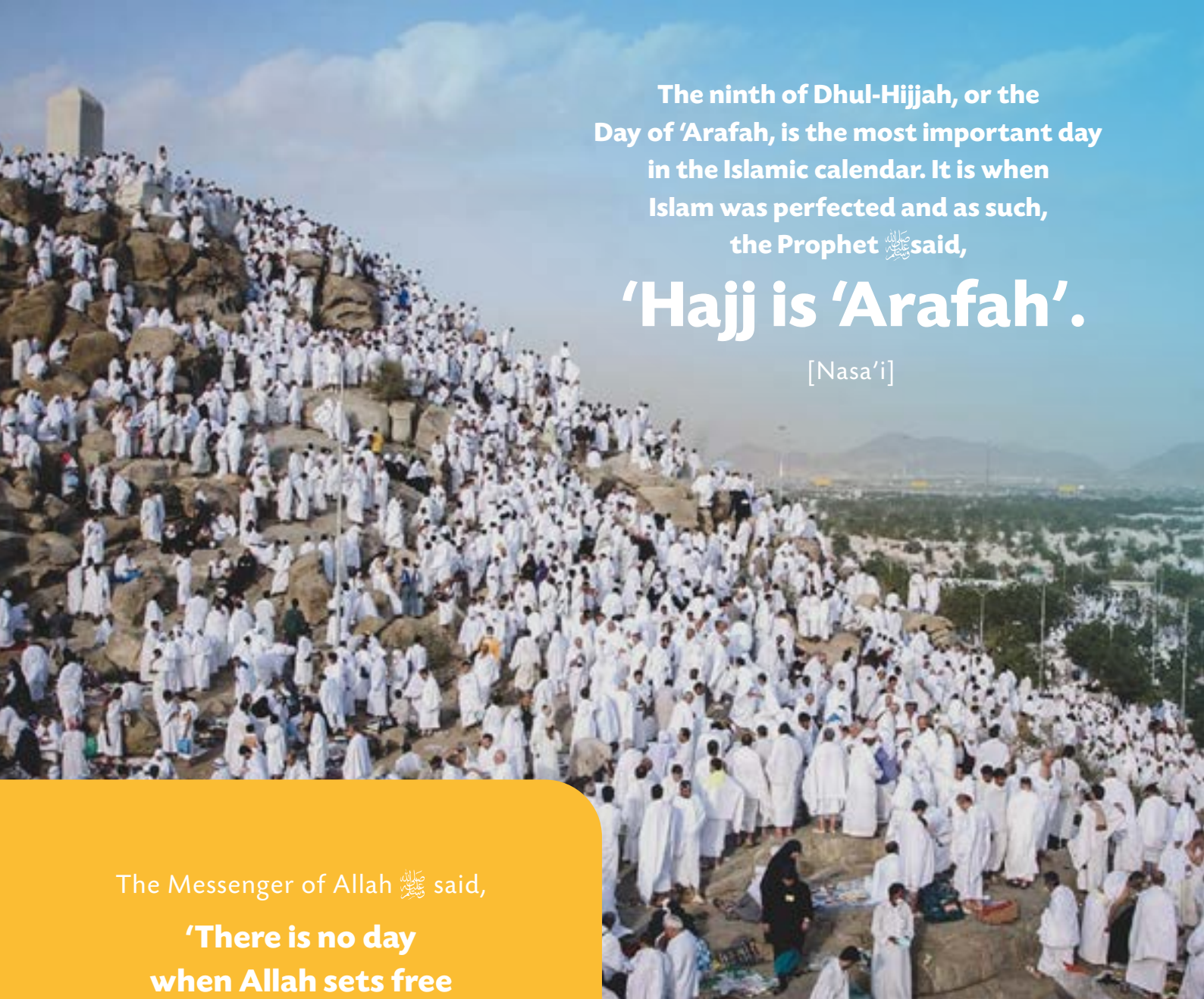
*La ilaha ill-Allah, wahdaHu la sharika laHu,
laHul-mulku wa laHul-hamdu, wa Huwa 'ala kulli shai'in Qadir.*

*'There is no god but Allah Alone, with absolutely no partner,
to Him belongs the kingdom, and to Him belongs all praise, and He is Powerful over all things'.*

[Tirmidhi]

5.

After sunset, leave 'Arafat without praying Maghrib and **head to Muzdalifah**. Continue reciting the Talbiyah.



The ninth of Dhul-Hijjah, or the Day of 'Arafah, is the most important day in the Islamic calendar. It is when Islam was perfected and as such, the Prophet ﷺ said,

'Hajj is 'Arafah'.

[Nasa'i]

The Messenger of Allah ﷺ said,

'There is no day when Allah sets free more servants from the Fire than on the Day of 'Arafah. Indeed, He draws near and then boasts of them to the angels then says, "What do these want?"'

[Muslim]



Click to watch a video about Masjid Namirah, located at the plains of 'Arafat, where the Prophet ﷺ delivered the Hajj sermon




Muzdalifah

OVERNIGHT STAY IN THE OPEN AIR



AT MUZDALIFAH

1. When you arrive in Muzdalifah **combine your Maghrib and 'Isha prayers** (shortening the 'Isha prayer) with one Adhan and two Iqamahs.
2. **Collect at least 70 pebbles** (7 for 10th Dhul-Hijjah and 21 each for the following 2-3 days) the size of a bean from Muzdalifah for stoning the pillars on the next few days of Hajj. Don't forget to collect some extra pebbles as spares.
3. **Spend the night** in performing extra prayers, reading the Qur'an, Dhikr and the Talbiyah. Sleep for a while and then wake up to pray **Fajr as early as possible**.
4. **After Fajr, it is recommended to make du'a standing (Wuquf)** and facing the Qiblah with your hands raised, until the morning light is widespread.
5. Leave Muzdalifah to **go to Mina** a little before sunrise **whilst reciting the Talbiyah**.



Click for tips on how to make the most out of the night at Muzdalifah



Masjid Al-Mash'ar

THE SACRED MONUMENT



You might get the chance to pray at Masjid al-Mash'ar while staying at Muzdalifah.

During the one and only Hajj that the Prophet ﷺ performed, he stayed in Muzdalifah at the area where the present Masjid al-Mash'ar is located. The Prophet ﷺ said, **'Although I am staying here, you may stay anywhere throughout Muzdalifah'**. [Muslim]

The Prophet ﷺ also referred to Muzdalifah as **Jam'**, which literally means **'the gathering'**.



Click to learn about the significance of Masjid al-Mash'ar

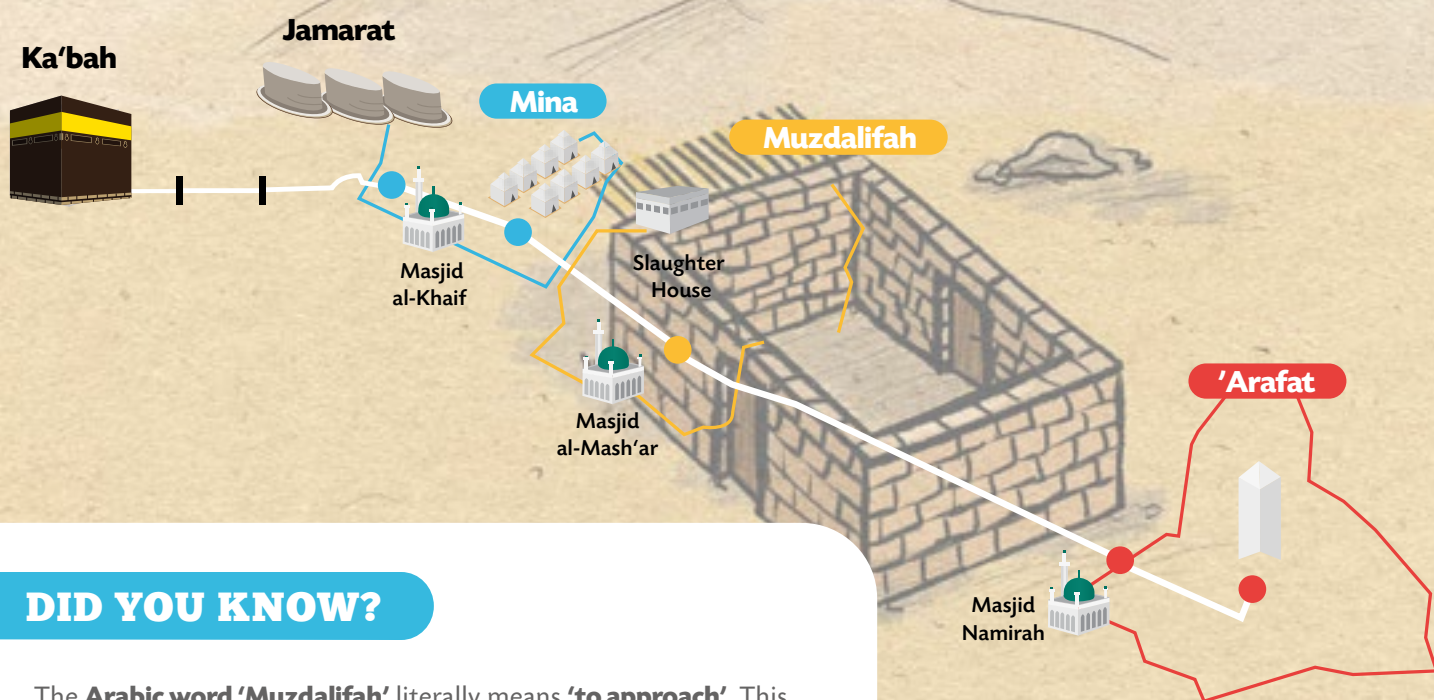


'There is no blame on you for seeking the bounty of your Lord (during the Hajj). When you return from 'Arafat, then remember Allah near the Sacred Monument (in Muzdalifah) and remember Him in the manner He has guided you to, for before this (guidance) you were surely in error'.

[The Noble Qur'an, 2:198]



Approaching Makkah




DID YOU KNOW?

The **Arabic word 'Muzdalifah'** literally means **'to approach'**. This is because after the pilgrims leave Makkah on 8th Dhul-Hijjah they go on to 'Arafat on 9th Dhul-Hijjah, which is located at the furthest point away from Makkah during the Hajj. When they move to Muzdalifah they **begin 'approaching' Makkah**.

Another opinion is that at this point Adam عليه السلام and his wife Hawwa عليها السلام began **approaching** one another until they eventually met at the peak of Mount 'Arafat.

The First Stoning

OF THE LARGE PILLAR



Click to watch a video about the Jamarat Bridge where the stone pillars are located

10TH DHUL-HIJJAH

When you arrive in Mina, you will return to your allocated tent. This day is the busiest day for pilgrims.

1. STONING (RAMI) THE LARGE PILLAR

It is preferable to pelt the large pillar between the zenith (zawal, when the sun is at its highest point in the sky) until Maghrib time.

You will only **stone the large pillar (Jamrat al-'Aqabah)** on this day, with seven of your collected pebbles. Each time you throw a pebble, say:

اللَّهُ أَكْبَرُ

Allahu Akbar

'Allah is the Greatest'

You will now **stop reciting the Talbiyah**, in line with the following hadith:

'The Messenger of Allah ﷺ kept on reciting the Talbiyah until he threw the stones at Jamrat al-'Aqabah'.

[Bukhari]

DID YOU KNOW?

Each of the **Jamarat (stone pillars)** symbolises an important sacrifice.

The **first Jamrah** marks when the Devil tried to dissuade Prophet Ibrahim عليه السلام from following Allah's command to sacrifice his son, Ismail عليه السلام.

The **second Jamrah** represents the Devil's attempt to make Hajar عليها السلام intervene against the sacrifice of her son and the **third Jamrah** represents the temptation of Prophet Ismail عليه السلام against being sacrificed.

Another opinion is that the Devil appeared to Ibrahim عليه السلام three times at the site of the current three pillars. Jibril عليه السلام commanded him to pelt the Devil at those sites.

The Messenger of Allah ﷺ said,

'A human does no action on the Day of Nahr (sacrifice) more beloved to Allah than spilling blood. On the Day of Judgement, it will appear with its horns, hair and hooves. Indeed, the blood will be accepted by Allah from where it is received before it even falls upon earth, so let your heart delight in it'.

[Tirmidhi]

2. THE SACRIFICE (DHABH)

After the stoning, an **animal (Hady)** will **be sacrificed in your name**.

The deadline for the sacrifice (Dhabh) is sunset on 12th Dhul-Hijjah. You will usually receive a text when your sacrifice is done.

The Hady is a specific **sacrifice given by the pilgrim on Hajj** and can only be slaughtered in Mina or within the boundaries of Makkah. Pilgrims offer this sacrifice as gratitude to Allah for being able to combine 'Umrah and Hajj together (Hajj Tamattu').




Click to learn more about the greatest sacrifice



Dhabh

THE SACRIFICE





Halq & Qasr

SHAVING AND TRIMMING

3. SHAVING (HALQ) OR TRIMMING (QASR) THE HAIR OF THE HEAD

Once you know **your sacrifice has been performed** in your name, you can then proceed to either **shave (Halq) or trim (Qasr)** your hair in Mina. It is preferable for men to shave their heads and for women to cut a fingertip's length from the end of each strand of hair. The **pilgrim is now freed from the restrictions of Ihram** except for sexual activity.

The Messenger of Allah ﷺ said,
'O Allah! Be merciful to those who have their head shaved'.

The people said,
'O Allah's Messenger [saw]! And (invoke Allah for) those who get their hair cut short'.

The Prophet ﷺ said,
'O Allah! Be merciful to those who have their head shaved'.

The people said,
'O Allah's Messenger [saw]! And those who get their hair cut short'.

The Prophet ﷺ said (the third time),
'And to those who get their hair cut short'.

[Bukhari]



Tawaf az-Ziyarah

BACK TO THE KA'BAH

4. **TAWAF AZ-ZIYARAH**

(also known as Tawaf al-Ifadah)

This can be performed on 10th, 11th or 12th Dhul-Hijjah.

- **Go to Makkah** from Mina.
- Ensure that you have **wudu** before you start to perform **Tawaf az-Ziyarah** – circling the Ka'bah seven times.
- Then pray at **Maqam Ibrahim**.
- Drink **Zamzam water** from the well of Zamzam.
- **Perform Sa'ee** just as you did during 'Umrah.
- All the prohibitions of **Ihram** have **now been lifted**.
- If you perform this on 10th Dhul-Hijjah, then you should **ideally return to Mina before sunset**.
- It is **sunnah** to spend the night in Mina.

The Messenger of Allah ﷺ said,

'Tawaf of the House (the Ka'bah), going between Safa and Marwah, stoning the pillars have been fixed to establish the remembrance of Allah'.

[Abu Dawud]

DID YOU KNOW?

The Arabic word '**Ziyarah**' means '**visit**' and '**Ifadah**' means '**pressing on in a journey**'. It is a day of great joy for pilgrims as they return back to Allah's House, having left it on 8th Dhul-Hijjah. It is incredibly busy in al-Masjid al-Haram, so please be patient and careful.

The 11th-13th of Dhul-Hijjah are known as the Days of Tashriq. The Arabic word 'Tashriq' literally means the time when the sacrificed meat is cut into strips and allowed to dry in the sun.

The Days of Tashriq

11TH-13TH DHUL-HIJJAH

THE SUNNAH OF JAMARAT

On the authority of Salim رضي الله عنه that Ibn Umar رضي الله عنه used to do Rami (pelting) of **Jamrat ad-Dunya** [also known as **Sughra**, the smallest Jamrah, which is located nearest to Masjid al-Khaif] with seven small stones and used to recite the Takbir on throwing every pebble. He would then go ahead till he reached the level ground where he would stand facing the Qiblah for a long time, making du'a while raising his hands. Then he would do Rami of **Jamrat al-Wusta** (the middle Jamrah) and then he would go to the left towards the middle ground, where he would stand facing the Qiblah. He would remain standing there for a long period to make du'a while raising his hands, and he would stand there for a long period. Then he would do Rami of **Jamrat al-'Aqabah** (the large pillar) from the middle of the valley, but he would not stay by it, and then he would leave and say, '**I saw the Prophet ﷺ doing like this**'. [Bukhari]

DURING THE DAYS OF TASHRIQ YOU SHOULD

STONE THE THREE JAMARAT

Stone the three Jamarat each day after midday (you may want to wait until 'Asr time, when it is cooler). If you are leaving on 12th Dhul-Hijjah, you must stone the Jamarat and leave Mina before Maghrib. If you cannot, you must stay one more night and stone them on the 13th before leaving.

Click to watch the stoning of the pillars during Hajj



Ka'bah

EXIT

No du'a
(just exit)

Large Pillar

al-'Aqabah

Make du'a
facing Qiblah

Middle Pillar

al-Wusta


Make du'a
facing Qiblah

Small Pillar

as-Sughra/
ad-Dunya

ENTRANCE

Masjid al-Khaif



HOW MANY PEBBLES EACH DAY?

Throw 7 pebbles at the large pillar on 10th Dhul-Hijjah and 21 on the following 2-3 days (7 pebbles at each pillar)

PERFORM THE FAREWELL TAWAF

Finally, you will **perform the Tawaf al-Wada'**, the Farewell Tawaf. This simply means circling the Ka'bah seven circuits for the last time before leaving Makkah. This should be your **final action before leaving Makkah**.

JAMARAT STONING

DAY ONE

(10TH DHUL-HIJJAH)

Stone only the large pillar (al-'Aqabah)

DAY TWO & THREE

(AND OPTIONAL DAY FOUR)

Stone all three pillars

The Messenger of Allah ﷺ said,

‘(The performance of) ‘Umrah to the (next) ‘Umrah is an expiation for the sins committed between them. And the reward of Hajj Mabrur (the one accepted by Allah) is nothing except Paradise’.

[Bukhari & Muslim]

Hajj Conclusion

FINAL REFLECTIONS



The Prophet ﷺ said,

‘Whoever performs Hajj (sincerely) for Allah and does not have sexual relations with his wife, and does not do evil, then he will return (after Hajj free from all sins) like the day his mother gave birth to him’.

[Bukhari]

We pray that if you have not performed Hajj or ‘Umrah yet, that Allah gives you the ability to visit His House many times, amin! For those of you who have already performed the Hajj, we pray that Allah accepts this from you and that you are rewarded with Paradise, amin!



Click for final reflections of the Hajj



Al-Madinah

THE CITY OF THE PROPHET ﷺ




Madinah's full name is al-Madinah al-Munawwarah, which literally means 'The Enlightened City'. It was illuminated by the arrival of the Prophet ﷺ:

On the authority of Anas ibn Malik رضي الله عنه who said,

'On the day the Messenger of Allah ﷺ entered al-Madinah, everything from it was illuminated. Then, on the day he died, everything from it was dark. And no sooner had we dusted off our hands after burying the Messenger of Allah ﷺ but we felt that our hearts had changed'.

[Tirmidhi]



Watch to learn what you can expect to see when you visit the Messenger of Allah ﷺ





VISITING THE PROPHET ﷺ

When you set out to visit Madinah, send plenty of Salawat upon the Prophet ﷺ as he said,

'The person closest to me on the Day of Judgement is the one who sent the most prayers upon me'.

[Tirmidhi]

You can visit the Prophet ﷺ in Madinah either before or after the Hajj, but try not to miss this as the Messenger of Allah ﷺ said:

'Whoever performs the Hajj of the House and did not visit me then he has shunned me'.

[Ibn Adiy]

When visiting the Prophet ﷺ, it is highly recommended to do ghusl and put on your best clothes. **You are visiting the best of creation** and the Beloved of Allah, so behave accordingly and lower your voice as commanded by Allah.

This area is so sacred and blessed that the Messenger of Allah ﷺ said:

'What is between my house and my pulpit is a garden from one of the gardens of Paradise, and my pulpit is over my Basin (Haud)'.

[Bukhari & Muslim]

Try to **enter the Prophetic Masjid** (al-Masjid an-Nabawi) through the **Gateway of Peace (Bab as-Salam)** and recite the du'a for entering the masjid and then proceed to the sacred tomb of the Prophet (saw).

1

When you are in front of **the Prophet ﷺ** turn to face him and say:

السَّلَامُ عَلَيْكَ أَيُّهَا النَّبِيُّ
وَرَحْمَةُ اللَّهِ وَبَرَكَاتُهُ

As-Salamu 'alaika ayyuha-n-Nabiyyu wa rahmatu-Allahi wa barakatuh.

'Peace be upon you O Prophet and Allah's mercy and His blessings'.

2

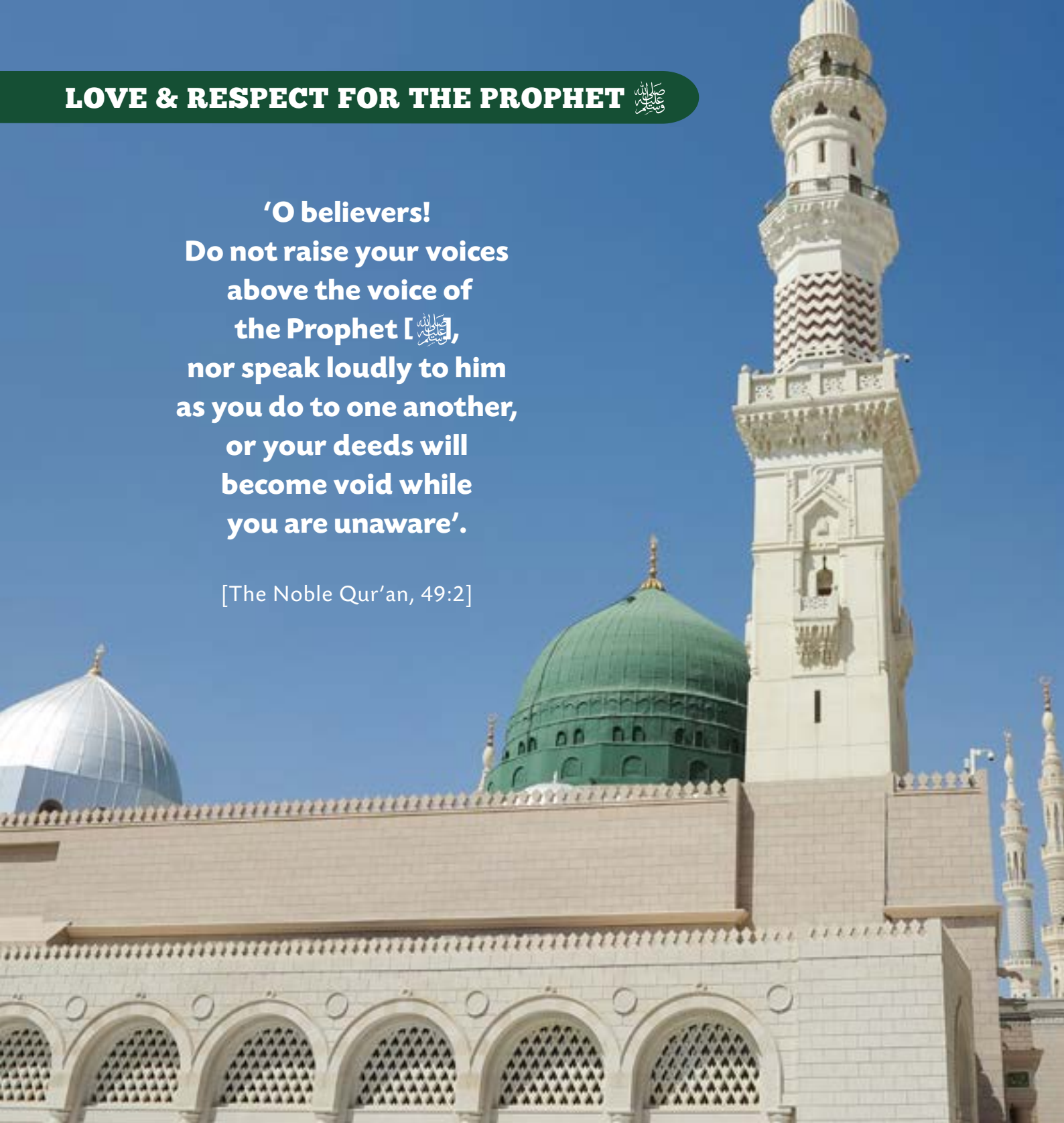
Then proceed and turn to face **Abu Bakr** ﷺ the first Khalifah, and send salam upon him.

3

Then proceed and turn to face **Umar** ﷺ the Commander of the Faithful, and send salam upon him. Then exit the masjid.

**‘O believers!
Do not raise your voices
above the voice of
the Prophet ﷺ,
nor speak loudly to him
as you do to one another,
or your deeds will
become void while
you are unaware’.**

[The Noble Qur'an, 49:2]



The Prophet ﷺ said,
**‘None of you have faith till I become
more beloved to him than his father,
his children and the whole of mankind’.**

[Bukhari & Muslim]

the best 10 DAYS

OF THE ENTIRE ISLAMIC YEAR

The first ten days of Dhul-Hijjah are as significant as the last ten nights of Ramadan.

The Prophet ﷺ said,
'There are no days in which righteous deeds are more beloved to Allah than in these (ten) days'.


[Abu Dawud]

CLICK TO AUTOMATE YOUR DONATIONS NOW



1. CHOOSE YOUR CAUSE

Choose at least one of five emergency causes and decide your total donation for all selected causes.



2. SCHEDULE YOUR DONATIONS

Spread your donation over the first 10 days of Dhul-Hijjah. You can divide your donation up equally, or give more on the Day of 'Arafah and Eid al-Adha.



3. AUTOMATE YOUR PAYMENT

Process and complete your donation. Alhamdulillah, you won't miss out on the rewards of giving in the best ten days of the year!



Registered with
**FUNDRAISING
REGULATOR**

Muslim Hands. All rights reserved. 148 Gregory Boulevard, Nottingham, NG7 5JE. Registered Charity No. 1105056 Registered Company No. 05080486 in England

Donate securely at
muslimhands.org.uk | 0115 911 7222